

Instruction

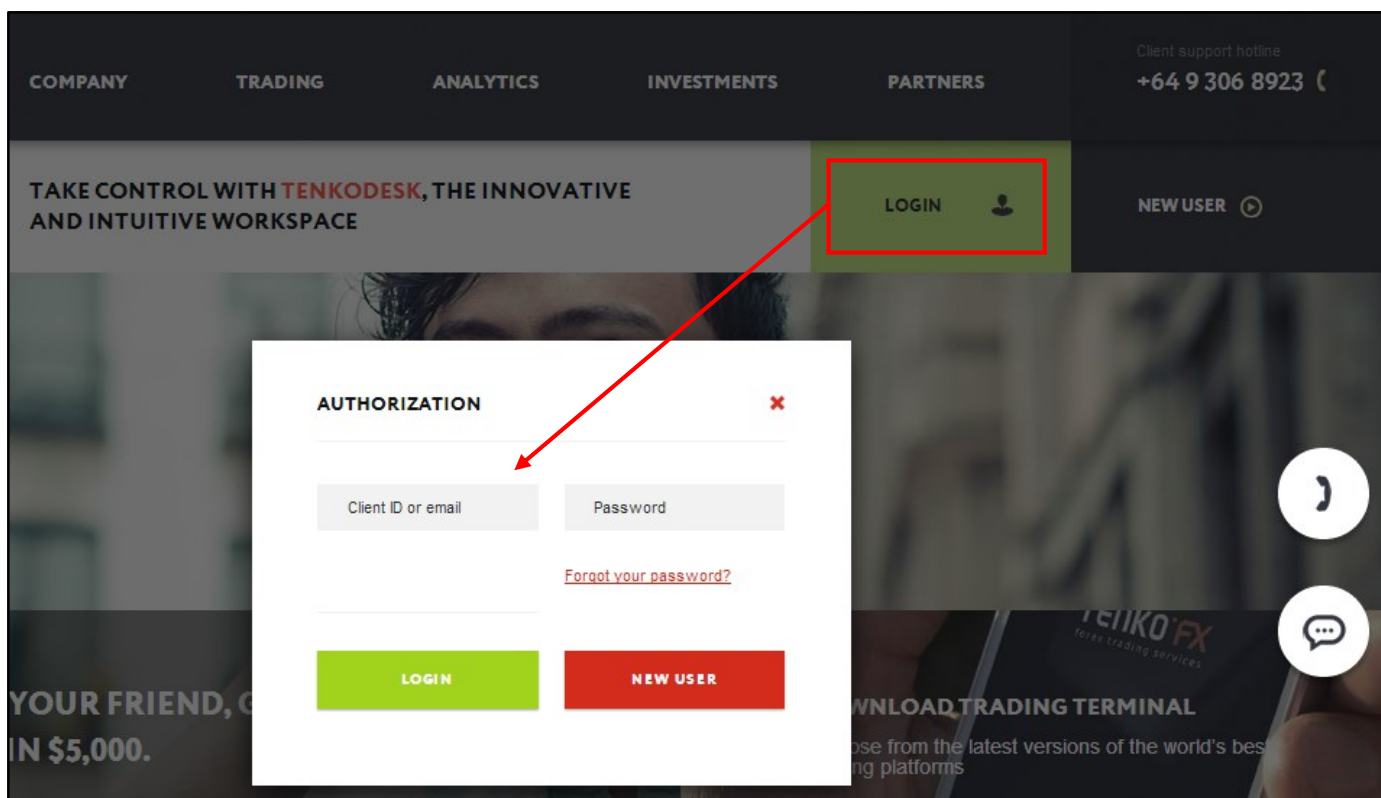
**How to make a deposit in TenkoFX  
via NetPay**

## How to make a deposit in TenkoFX via NetPay

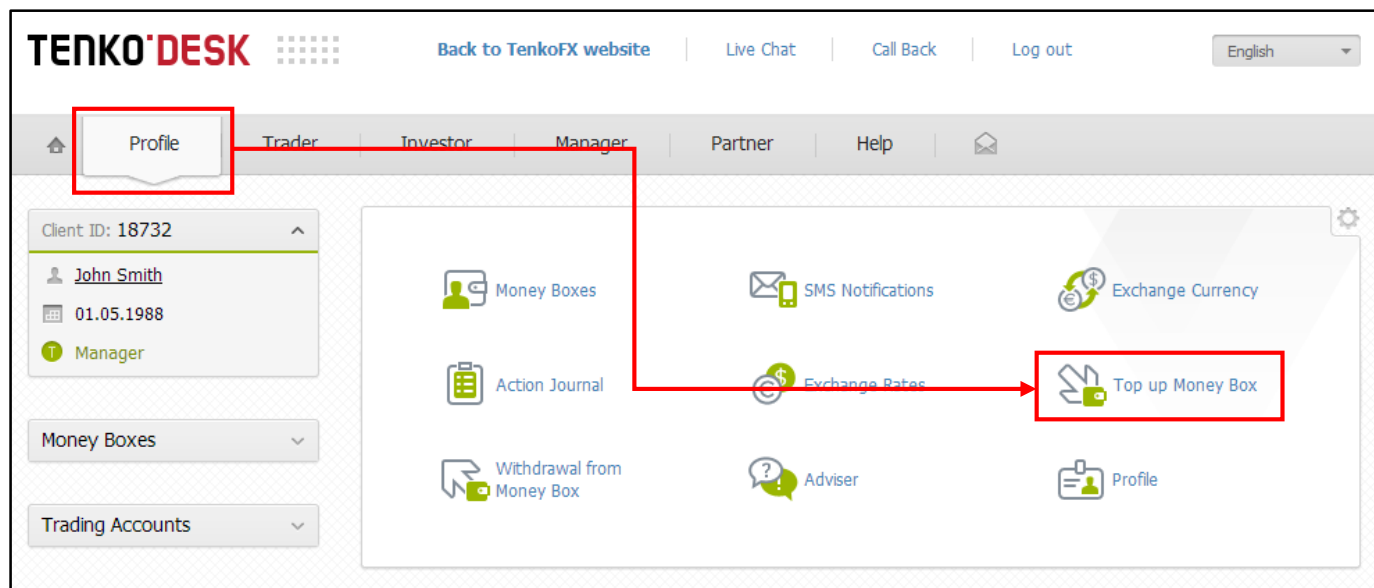
1. You need enter «**TenkoDESK**» - on the main page of <http://tenkofx.com> choose option «**Login**».

Fill up authorization form:

- Enter the number of your **personal account** or **e-mail** address.
- Enter password of it and press button «**Login**».



2. Choose tab «**Profile**» further «**Withdrawal from Money Box**».



3. Indicate **Number** of the personal account (USD, EUR, RUB, CNY, INR, IDR) and choose payment system «**FasaPay**».

### Top up Money Box

[+ Top up Money Box](#) [- Withdrawal from Money Box](#) [- Exchange Currency](#)

Select Money Box:




Payment method:

Bank Transfer Bank Transfer + **Bonus 2%**

Credit Card

E-Wallet

-----

4. Specify «**Transfer details**»:

- Choose **Currency**.
- Specify **Amount\*** and press «**Continue**».

### Transfer details

Currency:

Amount:

5. You will be automatically redirected to **NetPay** page.

- Input **Card Details** (card number, cardholder name, expiration date and security code).

- **Billing Address** (example is below).

Address 1: 369 Queen Street.

Address 2: Level 3.

City: Auckland.

Country: New Zealand (choose from list).

Zip code: 1010.



- **Personal Details** (will be filled automatically).

Phone number.

Email address.


- Press «**Continue**».

**Total: \$10.00**



Netpay является авторизованной платежной системой для TenkoFX Ltd  

▶ PAY USING CREDIT CARD

### Card Details

Credit Card Number: *	Expiration Date: *
<input type="text" value="1111"/> <input type="text" value="2222"/> <input type="text" value="3333"/> <input type="text" value="4444"/>	<input type="text" value="January"/> / <input type="text" value="2016"/>
Cardholder Name: *	Security Code: * 
<input type="text" value="John Smith"/>	<input type="text" value="111"/>

### Billing Address

Address 1: * 	City: *	Zip Code: *
<input type="text" value="369 Queen Street"/>	<input type="text" value="Auckland"/>	<input type="text" value="1010"/>
Address 2: 	Country: *	State:
<input type="text" value="Level 3"/>	<input type="text" value="New Zealand"/>	<input type="text"/>

### Personal Details

Phone Number: *	Email Address: *
<input type="text" value="1234567890"/>	<input type="text" value="johnsmith@example.com"/>

-----

\* Required fields

**CONTINUE >>**


[Back to merchant site](#)

## 6. Review and confirm your payment:

- Check inputted data.
- Tick payment confirmation.
- Press «**Pay**».

**Total: \$10.00**

Netpay is the authorized payment processor for TenkoFX Ltd



▶ REVIEW AND CONFIRM YOUR PAYMENT

<b>Credit Card Details</b> 111122XXXXXX4444 01/2016 (CVV2 111)	<b>Billing Address</b> 369 Queen Street Level 3 Auckland, 1010 New Zealand	<b>Personal Information</b> John Smith johnsmith@example.com 1234567890
--	--	--

I here by authorize Netpay International to charge the above amount using the details provided above

[Go back to change your data](#)

**PAY \$10.00 >>**

[Back to merchant site](#)

Your Money Box in TenkoDESK will be automatically credited.