



Instruction

How to make a deposit in TenkoFX via Neteller

This payment system is available in 180+ countries worldwide.

Due to no commissions for money transfer, the system allows to receive and send money free of charge except when the sender's and receiver's accounts are maintained in different currencies.

How to make a deposit in TenkoFX via Neteller

To fund your account via Neteller please perform following steps:

1. You need enter «**TenkoDesk**» - on the main page of www.tenkofx.com choose option «**Login**»

Fill up authorization form:

- Enter the number of your **personal account** or **e-mail** address.
- Enter password of it and press button «**Login**»

AUTHORIZATION ✕

12247

[Forgot your password?](#)

LOGIN **NEW USER**

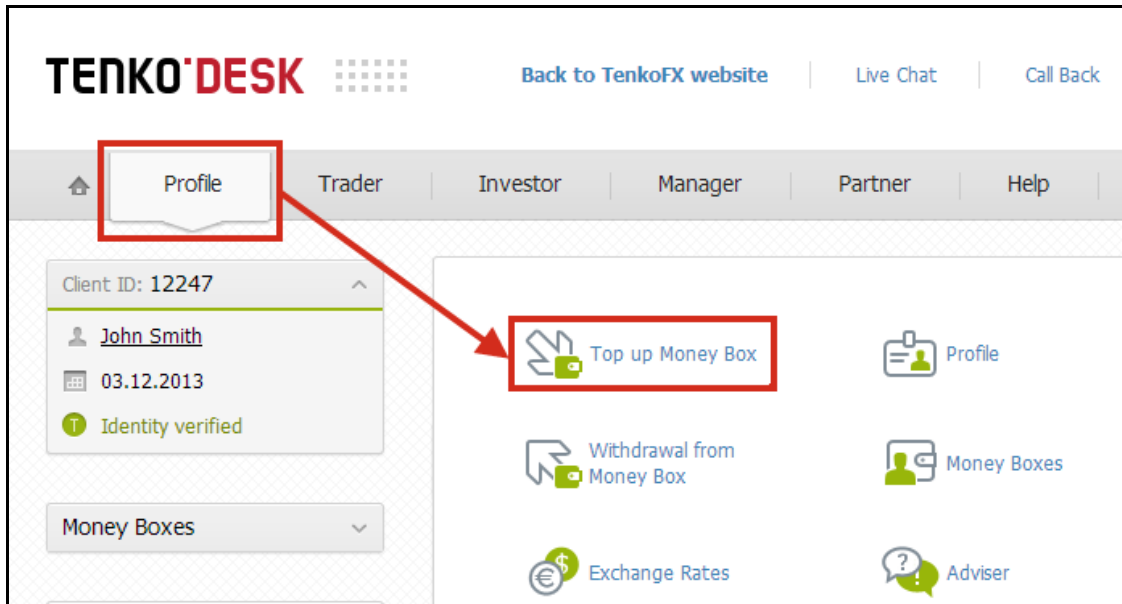
01

LOGIN

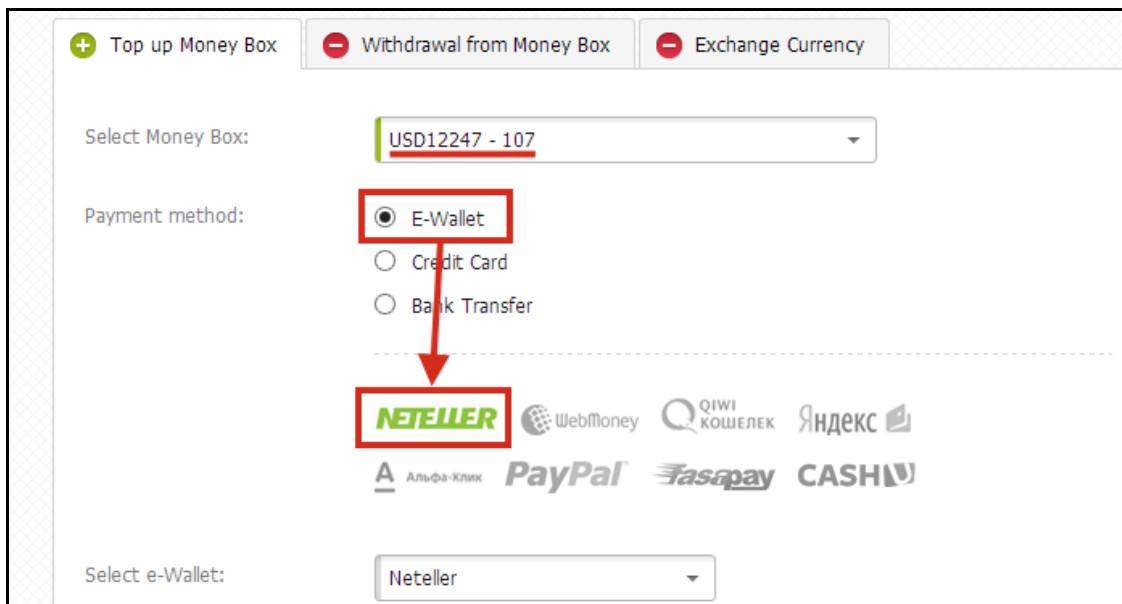
NEW USER

Create your personal TenkoDESK account to access our full range of trading services.

2. Choose tab «**Profile**» further «**Top up Money Box**»

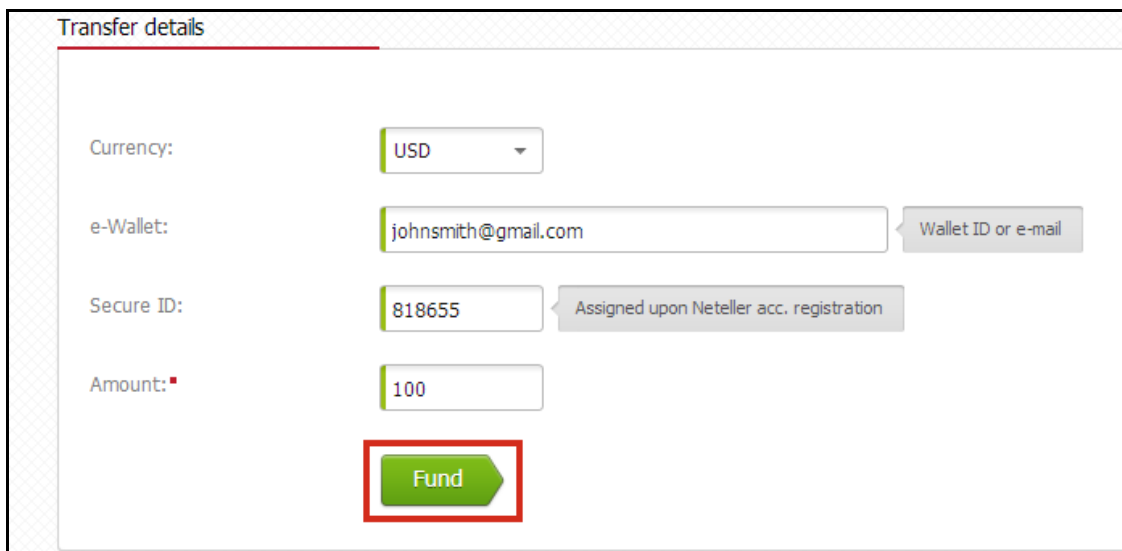


3. Indicate **number** of the personal account (USD, EUR, RUB) and choose payment system «**Neteller**»



4. Choose «**Transfer details**»:

- **Depositing Currency**
- E-Wallet: indicate **Email** of your Neteller account.
- Secure ID **Neteller** (example 818655)
- Specify **Amount*** and press «**Fund**»



The screenshot shows a web form titled "Transfer details". It contains the following fields and elements:

- Currency:** A dropdown menu with "USD" selected.
- e-Wallet:** A text input field containing "johnsmith@gmail.com". To its right is a grey tooltip that says "Wallet ID or e-mail".
- Secure ID:** A text input field containing "818655". To its right is a grey tooltip that says "Assigned upon Neteller acc. registration".
- Amount:** A text input field containing "100".
- Fund:** A green button with a right-pointing arrow, highlighted with a red rectangular border.

In case you had specify all correct details and there are enough funds in your Neteller account, then your personal account of TenkoFX will be credited. After that, you can replenish your trading account and invest funds into PAMM system.

5. **Additional information**

* The minimum transfer amount via electronic payment systems is 30 USD /30 EUR /1000 RUB.

Please note that withdrawal applications cannot be reversed or cancelled. Funds withdrawal from TenkoFX is initiated from Money Box only.

In case the transfer currency differs from the Money Box currency the transferred funds will be converted to Money Box currency at the internal exchange rate of the company. Internal exchange rates are available at Profile > Exchange Rates page.

Please pay extra attention while filling in withdrawal application details.

Important: Funds transfers to and from 3rd parties are not accepted!